

Please check the examination details below before entering your candidate information

Candidate surname

Other names

Pearson Edexcel
Level 1/Level 2 GCSE (9–1)

Centre Number

--	--	--	--	--

Candidate Number

--	--	--	--

Time 1 hour 10 minutes

**Paper
reference**

1SC0/2CF

Combined Science
PAPER 5
Foundation Tier

You must have:
Calculator, ruler

Total Marks

Instructions

- Use **black** ink or ball-point pen.
- **Fill in the boxes** at the top of this page with your name, centre number and candidate number.
- Answer **all** questions.
- Answer the questions in the spaces provided – *there may be more space than you need.*
- Calculators may be used.
- Any diagrams may NOT be accurately drawn, unless otherwise indicated.
- You must **show all your working out** with **your answer clearly identified** at the **end of your solution**.

Information

- The total mark for this paper is 60.
- The marks for **each** question are shown in brackets – *use this as a guide as to how much time to spend on each question.*
- In questions marked with an **asterisk** (*), marks will be awarded for your ability to structure your answer logically showing how the points that you make are related or follow on from each other where appropriate.
- There is a periodic table on the back cover of the paper.

Advice

- Read each question carefully before you start to answer it.
- Try to answer every question.
- Check your answers if you have time at the end.
- Good luck with your examination.

Turn over ►

P66628A

©2021 Pearson Education Ltd.

1/1/1




Pearson

Answer ALL questions. Write your answers in the spaces provided.

Some questions must be answered with a cross .

If you change your mind about an answer, put a line through the box and then mark your new answer with a cross .

- 1 Magnesium reacts with dilute sulfuric acid to form magnesium sulfate and hydrogen gas.

A student wants to find out the effect of temperature on the rate of this reaction.

The student used the following method.

step 1 pour 25 cm³ of dilute sulfuric acid into a conical flask

step 2 warm the acid until its temperature is 30 °C

step 3 add a piece of magnesium to the acid

step 4 start a stopwatch

step 5 wait until the reaction has finished

step 6 stop the stopwatch

step 7 repeat steps 1–6 but at 50 °C.

- (a) The student kept the volume of sulfuric acid the same when they repeated the method at 50 °C.

State two other variables that should be kept the same.

(2)

- 1
- 2

- (b) Which piece of equipment can be used to find the volume of 25 cm³ of sulfuric acid?

(1)

- A** balance
- B** measuring cylinder
- C** ruler
- D** thermometer

- (c) State how the student will know that the reaction has finished.

(1)

- (d) The reaction at 50 °C was faster than the reaction at 30 °C.

Give **one** reason, in terms of particles, why the reaction at 50 °C was faster than the reaction at 30 °C.

(1)

-
-



DO NOT WRITE IN THIS AREA

DO NOT WRITE IN THIS AREA

DO NOT WRITE IN THIS AREA

(e) At 50 °C, 15.0 cm³ of gas was produced during the first 60 seconds of the reaction.

Calculate the average rate of reaction, in cm³ s⁻¹, for the first 60 seconds of the reaction.

(2)

.....

.....

.....

.....

average rate of reaction = cm³ s⁻¹

(Total for Question 1 = 7 marks)



2 This question is about the noble gases.

(a) (i) State, in terms of outer shell electrons, why the noble gases are unreactive.

(1)

(ii) Figure 1 shows an airship, filled with helium, floating above the ground.

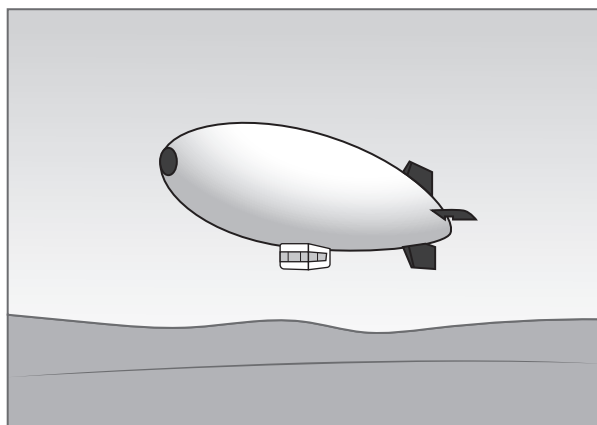


Figure 1

Helium, hydrogen and krypton are gases.

Figure 2 shows the reactivity and density, at room temperature and pressure, of helium, hydrogen and krypton.

gas	reactivity	density in g cm^{-3}
helium	unreactive	0.00018
hydrogen	very reactive	0.00009
krypton	unreactive	0.00380

Figure 2

The density of air is $0.001225 \text{ g cm}^{-3}$.

Helium is used in airships.

Explain why hydrogen and why krypton are **not** used in airships.

(3)



(b) Mendeleev produced one of the earliest periodic tables.

State why he could **not** include any of the noble gases in his periodic table.

(1)

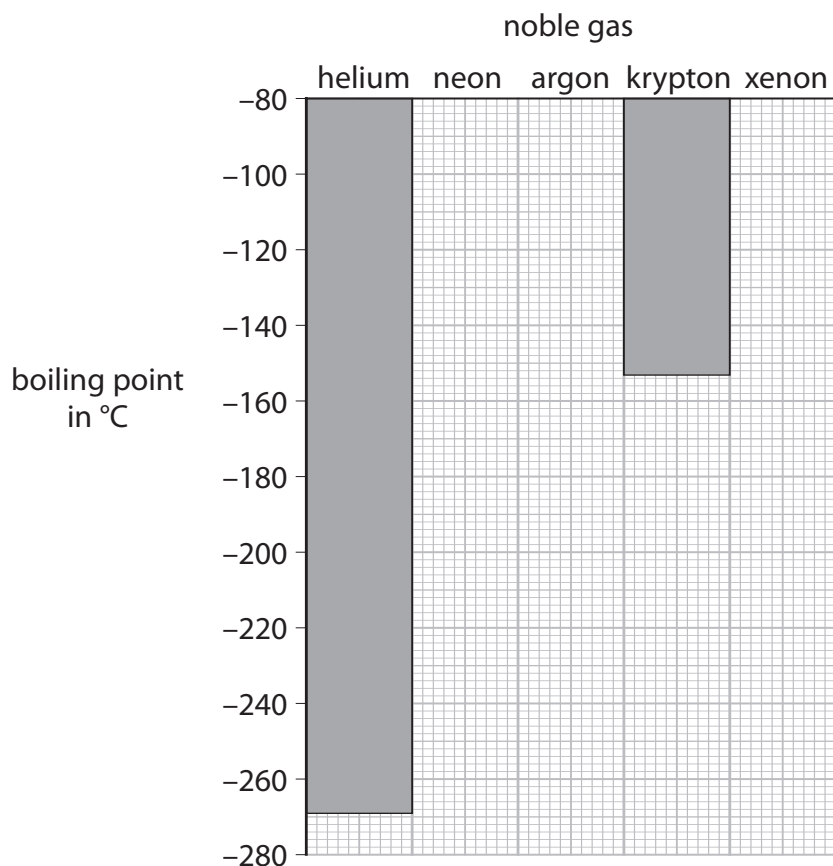
(c) Figure 3 shows the boiling points of some of the noble gases.

noble gas	boiling point in °C
helium	-269
neon	-246
argon	-186
krypton	-153
xenon	

Figure 3

(i) Complete the bar chart to show the boiling points of neon and argon.

(2)



(ii) Predict the boiling point of xenon.

(1)

boiling point of xenon = °C

(Total for Question 2 = 8 marks)



3 Fluorine, chlorine, bromine and iodine are elements in group 7 of the periodic table.

(a) (i) State the name given to the group 7 elements.

(1)

(ii) Name one other element that is in group 7.

Use the periodic table on the back of this exam paper to help you.

(1)

(iii) Which element is liquid at room temperature and pressure?

(1)

A fluorine

B chlorine

C bromine

D iodine

(iv) Which element is dark grey in colour at room temperature and pressure?

(1)

A fluorine

B chlorine

C bromine

D iodine

(b) Tin reacts with chlorine to form tin chloride.

A sample of tin chloride contains 1.19 g of tin and 1.42 g of chlorine.

Calculate the empirical formula of this tin chloride.

(relative atomic masses: Cl = 35.5, Sn = 119.0)

You must show your working.

(3)

empirical formula of this tin chloride =



(c) Tin also reacts with fluorine.

The reaction between fluorine and tin is much more vigorous than the reaction between chlorine and tin.

Figure 4 shows the electronic configurations of fluorine and chlorine.

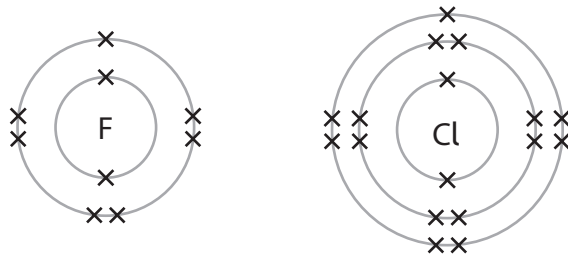


Figure 4

Explain, in terms of their electronic configurations, why fluorine reacts with tin more vigorously than chlorine reacts with tin.

(2)

(Total for Question 3 = 9 marks)



DO NOT WRITE IN THIS AREA

DO NOT WRITE IN THIS AREA

DO NOT WRITE IN THIS AREA

BLANK PAGE



- 4 Figure 5 shows a sample of hydrogen peroxide solution decomposing to form water and oxygen gas.

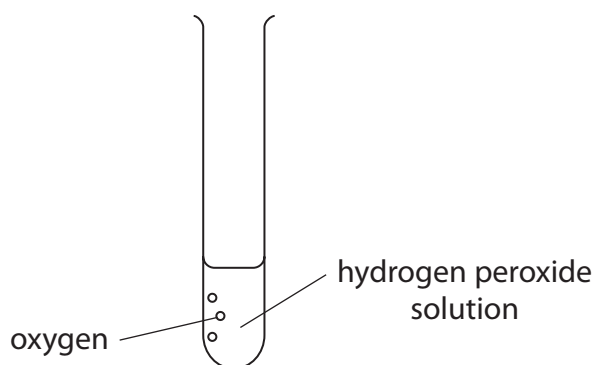


Figure 5

- (a) (i) Write the word equation for hydrogen peroxide solution decomposing.

(1)

→

- (ii) In this reaction hydrogen peroxide is a solution, water is a liquid and oxygen is a gas.

Draw one straight line from each substance to its correct state symbol.

(2)

substance	state symbol
hydrogen peroxide solution	(aq)
liquid water	(g)
oxygen gas	(l)

- (b) Describe the test to show the gas produced is oxygen.

(2)



- (c) Figure 6 shows the electron arrangement for an atom of hydrogen and an atom of oxygen.

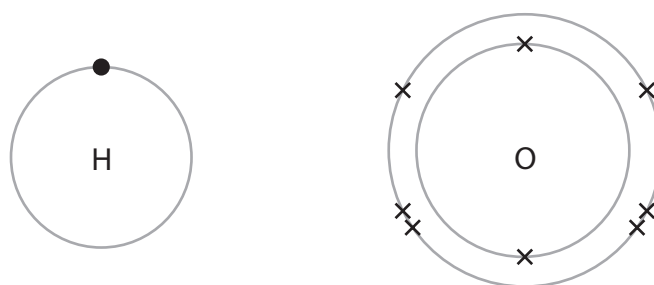


Figure 6

Complete the dot and cross diagram in Figure 7 for a molecule of water, H_2O .

Draw outer shell electrons only.

(2)

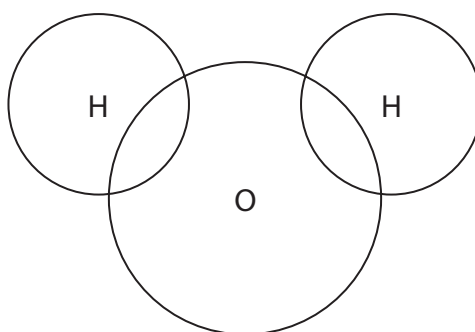


Figure 7

- (d) Liver contains the enzyme catalase.

A piece of liver was added to another sample of hydrogen peroxide solution.

Figure 8 shows the results.

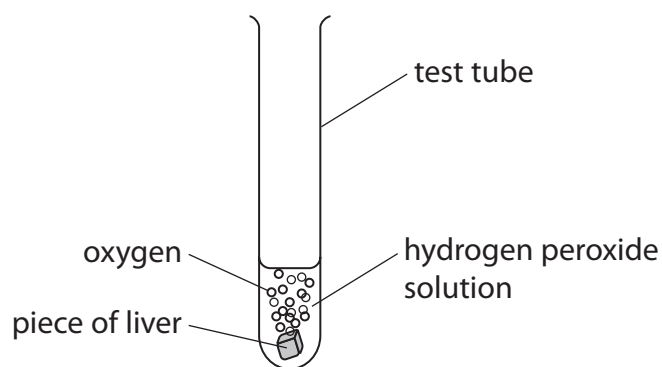


Figure 8



Figure 9 shows a graph of the volume of oxygen produced from the hydrogen peroxide with and without liver.

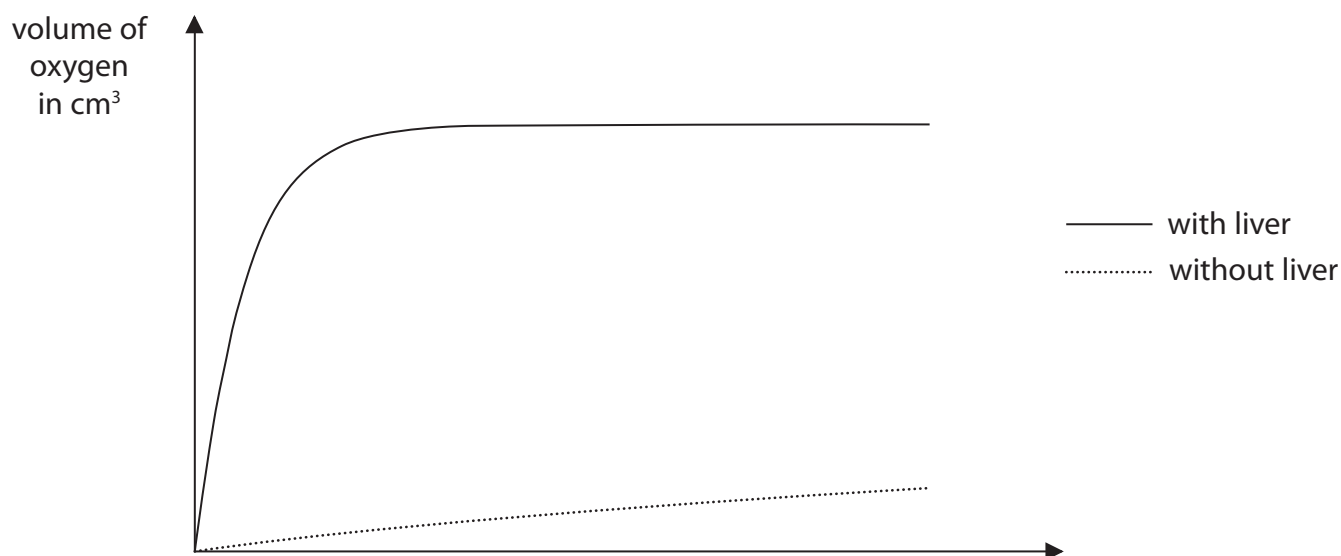


Figure 9

- (i) Complete the missing label on the axis of the graph. (1)
- (ii) Describe what the graph shows about the difference in decomposition of hydrogen peroxide with and without liver. (2)

.....

.....

.....

.....

- (iii) Describe how the apparatus in Figure 8 could be modified to find the volume of gas produced when the liver is added to the hydrogen peroxide. (2)

.....

.....

.....

.....

(Total for Question 4 = 12 marks)



- 5 (a) The concentration of a solution can be calculated using the equation

$$\text{concentration of solution} = \frac{\text{mass of solid}}{\text{volume of solution}}$$

A student dissolved 9.25 g of ammonium chloride in water and made up the solution to a volume of 200 cm³.

Use the equation to calculate the concentration of this solution in g dm⁻³.

(2)

concentration = g dm⁻³

- (b) Dissolving ammonium chloride in water is an endothermic process. Figure 10 shows part of the reaction profile for this process.

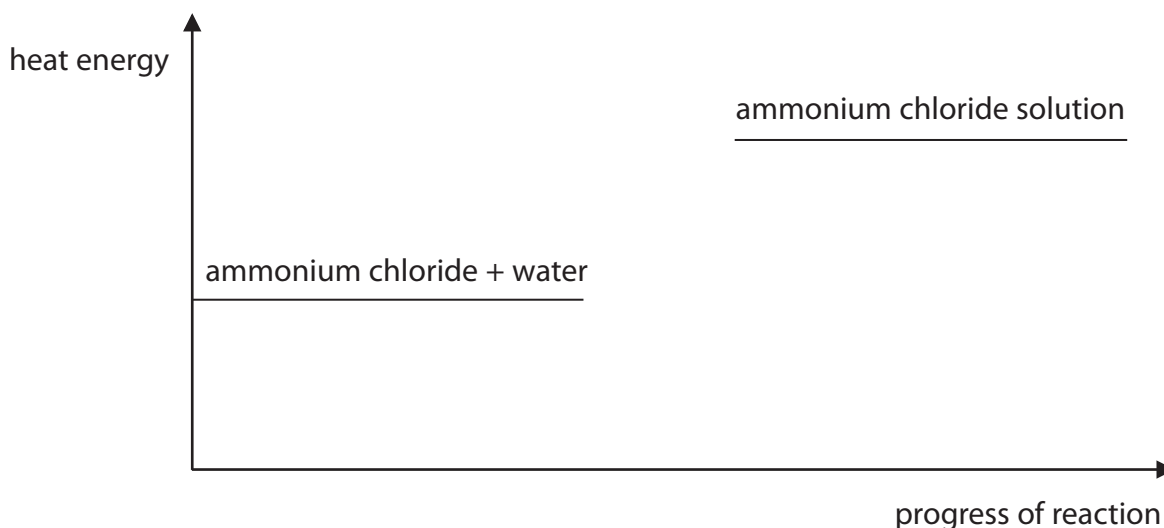


Figure 10

- (i) Explain how Figure 10 shows that dissolving ammonium chloride in water is an endothermic process.

(2)



(ii) Complete the reaction profile in Figure 10 and label the activation energy. (2)

(c) A student used the equipment in Figure 11 to investigate whether electricity can pass through solid ammonium chloride and through ammonium chloride solution.

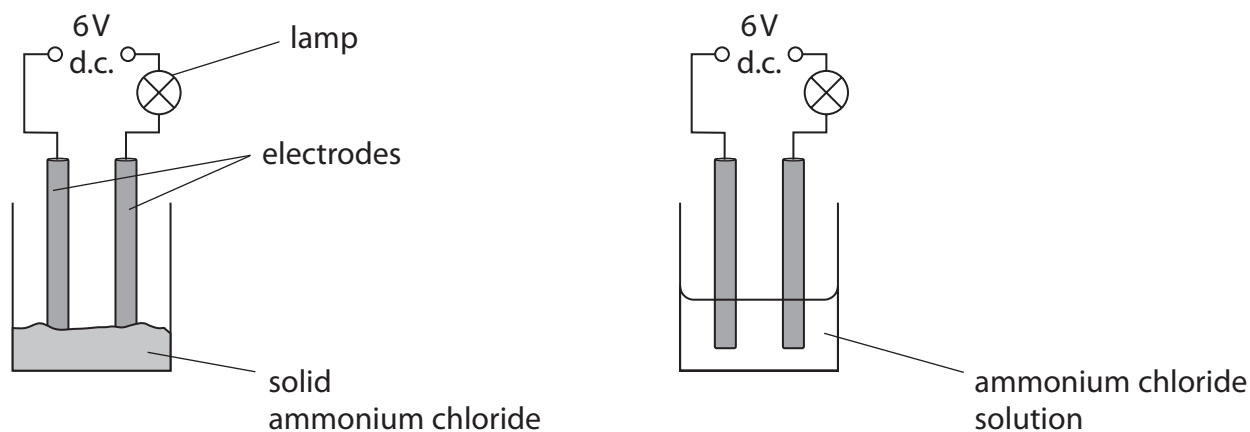


Figure 11

If an electrical current flows in the circuit, the lamp will light up.

Figure 12 shows the results of the investigation.

substance	lamp
solid ammonium chloride	did not light up
ammonium chloride solution	lit up brightly

Figure 12

Explain the results of the investigation.

(3)

.....

.....

.....

.....

.....

.....

DO NOT WRITE IN THIS AREA



(d) Ammonia gas is toxic.

(i) Which symbol should be placed on a container of a toxic gas?

(1)



(ii) Give **one** safety precaution that should be taken when working with toxic gases in the laboratory.

(1)

.....

.....

(Total for Question 5 = 11 marks)



6 Diesel oil is a mixture of hydrocarbons that can be obtained from crude oil.

(a) State the name of the process used to separate diesel oil from crude oil.

(1)

(b) Diesel oil contains alkanes.
These alkanes are part of an homologous series.

Which statement about compounds in this homologous series is true?


(1)

- A** they have the same chemical formula
- B** they have the same empirical formula
- C** they have the same general formula
- D** they have the same molecular formula

(c) When fuels such as diesel oil are burned, the high temperatures produced can cause nitrogen and oxygen in the air to form the pollutant nitrogen dioxide.

Complete the balanced equation for the reaction.

(2)



(d) Explain how the greenhouse effect is caused by the gases produced by the complete combustion of diesel oil.

(3)

.....

.....

.....

.....

.....

.....



*(e) Diesel oil can contain impurities of sulfur.
Burning diesel oil containing impurities of sulfur can result in acid rain.
Acid rain is harmful to the environment.

Explain how acid rain is formed and the harm it can do.

(6)

Area with horizontal dotted lines for writing the answer.

DO NOT WRITE IN THIS AREA

DO NOT WRITE IN THIS AREA

DO NOT WRITE IN THIS AREA



DO NOT WRITE IN THIS AREA

DO NOT WRITE IN THIS AREA

DO NOT WRITE IN THIS AREA

(Total for Question 6 = 13 marks)

TOTAL FOR PAPER = 60 MARKS



P 6 6 6 2 8 A 0 1 7 2 0

DO NOT WRITE IN THIS AREA

DO NOT WRITE IN THIS AREA

DO NOT WRITE IN THIS AREA

BLANK PAGE



DO NOT WRITE IN THIS AREA

DO NOT WRITE IN THIS AREA

DO NOT WRITE IN THIS AREA

BLANK PAGE



The periodic table of the elements

	1	2	3	4	5	6	7	0	
	7 Li lithium 3	9 Be beryllium 4		11 B boron 5	12 C carbon 6	14 N nitrogen 7	16 O oxygen 8	19 F fluorine 9	20 Ne neon 10
	23 Na sodium 11	24 Mg magnesium 12		27 Al aluminium 13	28 Si silicon 14	31 P phosphorus 15	32 S sulfur 16	35.5 Cl chlorine 17	40 Ar argon 18
	39 K potassium 19	40 Ca calcium 20		70 Ga gallium 31	73 Ge germanium 32	75 As arsenic 33	79 Se selenium 34	80 Br bromine 35	84 Kr krypton 36
	85 Rb rubidium 37	88 Sr strontium 38		115 In indium 49	119 Sn tin 50	122 Sb antimony 51	128 Te tellurium 52	127 I iodine 53	131 Xe xenon 54
	133 Cs caesium 55	137 Ba barium 56		204 Tl thallium 81	207 Pb lead 82	209 Bi bismuth 83	[209] Po polonium 84	[210] At astatine 85	[222] Rn radon 86
				59 Co cobalt 27	59 Ni nickel 28	59 Cu copper 29	63.5 Zn zinc 30		
				101 Ru ruthenium 44	103 Rh rhodium 45	106 Pd palladium 46	108 Ag silver 47		
				186 Re rhenium 75	186 Os osmium 76	192 Ir iridium 77	197 Au gold 79		
				184 W tungsten 74	184 Re rhenium 75	186 Os osmium 76	192 Ir iridium 77		
				91 Zr zirconium 40	93 Nb niobium 41	96 Mo molybdenum 42	101 Ru ruthenium 44		
				45 Sc scandium 21	48 Ti titanium 22	51 V vanadium 23	52 Cr chromium 24		
				89 Y yttrium 39	91 Zr zirconium 40	93 Nb niobium 41	96 Mo molybdenum 42		
				139 La* lanthanum 57	178 Hf hafnium 72	181 Ta tantalum 73	184 W tungsten 74		

1	H	hydrogen	1
---	----------	----------	---

relative atomic mass
atomic symbol
name
atomic (proton) number

* The elements with atomic numbers from 58 to 71 are omitted from this part of the periodic table.

The relative atomic masses of copper and chlorine have not been rounded to the nearest whole number.

DO NOT WRITE IN THIS AREA

DO NOT WRITE IN THIS AREA

DO NOT WRITE IN THIS AREA



P 6 6 6 6 2 8 A 0 2 0 2 0